

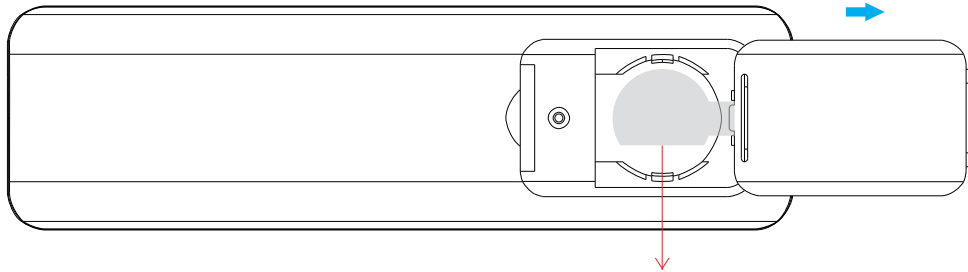
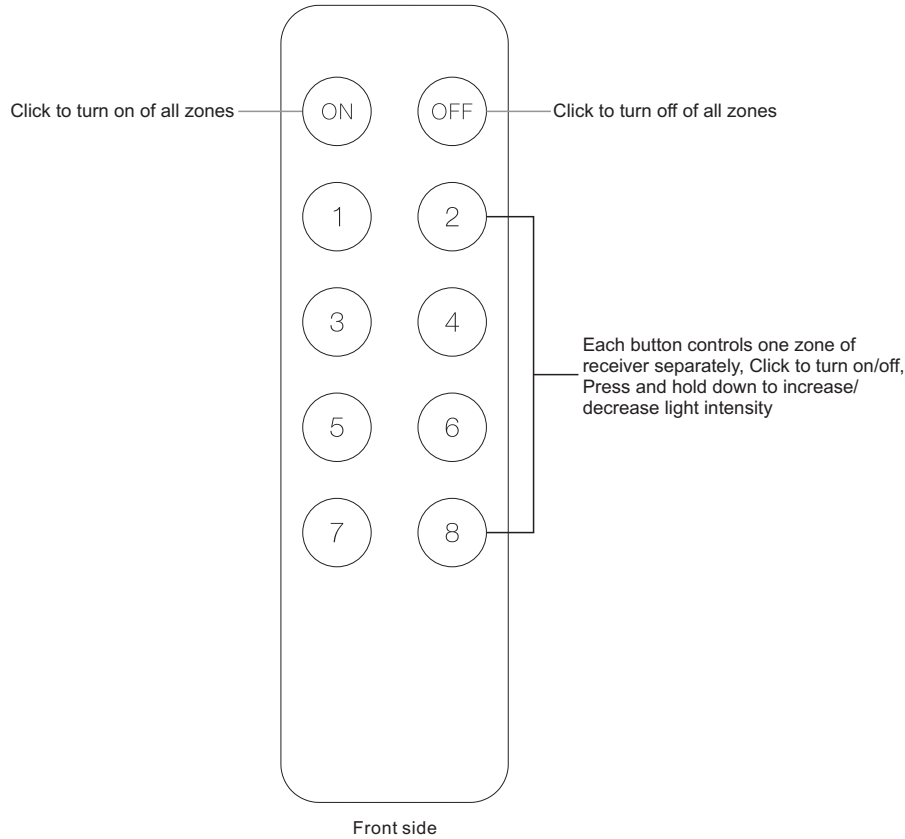
# RF Single Color Remote Controller

09.283K8.04271



**Important:** Read All Instructions Prior to Installation

## Function introduction



**Note:** Before the first use, please remove the protective film on the battery.

Back side

## Product Data

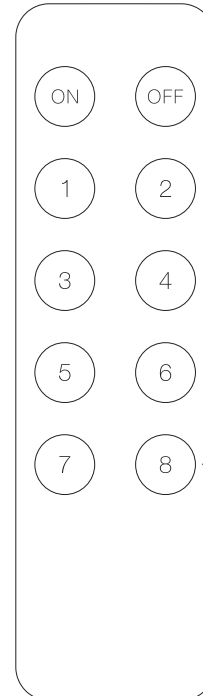
Output	RF signal
Operation Frequency	869.5/916.5/434MHz
Power Supply	3V(1xCR2025 battery)
Operating temperature	0-40°C
Relative humidity	8% to 80%
Dimensions	136.3x38.9x10.7mm

- Control 8 zones of receivers separately
- Single color controller
- Compatible with all universal series RF receivers
- 1 receiver can be paired by max 8 different remote controls.
- Waterproof grade: IP20

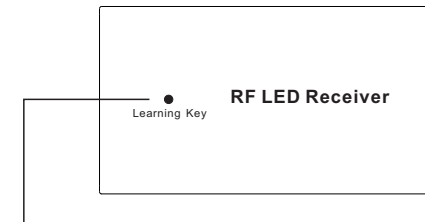
## Safety & Warnings

- This device contains a button lithium battery that shall be stored and disposed properly.
- DO NOT expose the device to moisture.

## Pair with RF receiver



**Step 1:** Do wiring the RF receiver according to wiring diagram (please refer to the instruction of RF receiver that you would like to pair with).



**Step 2:** Click the "Learning Key" button on RF receiver or re-power on the receiver three times continuously to set it into pairing status

**Step 3:** Choose and click a zone number (e.g. zone 8), LED lights connected with the RF receiver flicker once means the receiver is paired with zone 8 successfully.

**Note:** one receiver can be paired with max 8 remote controls.

**If you use multiple receivers, you have two choices:**

Option 1: have all the receivers in the same zone, like zone 1



Option 2: have each receiver in a different zone, like zone 1, 2, 3 or 4

